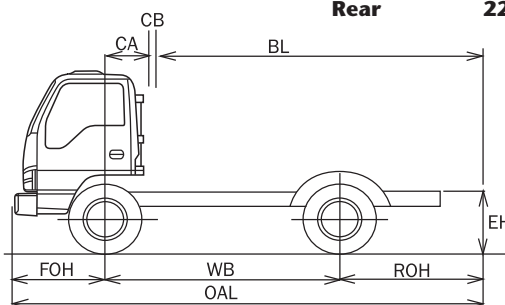



EURO 4 NKR-W 3.5T GVW (WIDE CAB)

4X2 RIGID CHASSIS/CAB

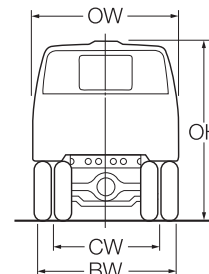
UK STANDARD VEHICLE PLATED WEIGHTS

GVW 3500KG
GTW 7000KG*



UK AXLE DESIGN WEIGHTS

Front 1900KG
Rear 2200KG



CHASSIS CAB WEIGHT (KG)

CHASSIS TYPE

85G
(day)

CHASSIS CAB 85L
(day)

Vehicle Mass Unladen	Front	1410	1440
	Rear	625	670
Total		2035	2110
GVW		3500	3500
Max. Permissible Trailer Weight		3500*	3500*
Body & Payload Allowance		1465	1390

CHASSIS CAB DIMENSIONS (mm)

CHASSIS TYPE

85G
(day)

85L
(day)

Wheelbase	WB	2765	3365
Overall Length	OAL	5105	5955
Overhang	Front FOH	1085	1085
	Rear ROH	1255	1505
Cab Gap	CB	157	157
C/L Front Axle to Rear of Cab	CA	505	505
Recommended Body Length	BL	3430	4267
Max. Body Length		3750	4700
Chassis Frame Width		750	750
Recommended Body Width		2000	2000
Recommended Maximum Body Width		2315	2315
Cab Width	OW	1995	1995
Overall Height (Unladen)	OH	2195	2195
Chassis Height (Unladen)	EH	815	815
Minimum Road Clearance	HH	210	210
Track	Front AW	1680	1680
	Rear CW	1485	1485
Rear Axle Width	BW	1914	1914

* Driver licence and tachograph regulations apply.

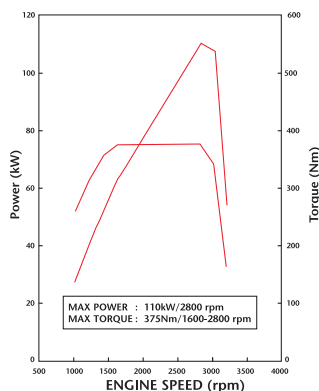
1. Unladen weights exclude fuel, driver, spare wheel + carrier, tool kit and jack. (Tolerance +/- 3%).
2. Body lengths are given as a guide only. Bodybuilders are responsible for ensuring all legal requirements are met.
3. Maximum body lengths are calculated to remain within the maximum permitted overhang in the UK of 60% of the wheelbase. Cab gaps may vary.
4. Isuzu Truck (UK) Ltd. shall have no liability whatsoever should the information supplied have incorrect data, descriptions or illustrations.

ISUZU
TRUCK
BUILT AROUND U

EURO 4 NKR-W 3.5T GVW (WIDE CAB)

4X2 RIGID CHASSIS/CAB

Mechanical Specification (standard equipment)



Engine 4JJ1TC

- Isuzu turbo intercooled DOHC 4 cylinder diesel (Euro 4)

Bore: 95.4mm

Stroke: 104.9mm

Capacity: 2999cc

Max Power: 110kW

(150bhp) at 2800rpm

Max Torque: 375Nm

between 1600-2800rpm

Injection Type:

Common rail

Euro 4 Compliance:

EGR (Exhaust Gas Recirculation) with DPD (Diesel Particulate Defuser)

Fuel Tank

Capacity: 100 litres

Transmission

- 5-speed synchromesh MYY5T overdrive

• Ratios:	1st	5.315:1
	2nd	3.053:1
	3rd	1.655:1
	4th	1.000:1
	5th	0.721:1
	reverse	5.068:1

Rear Axle Ratio: 4.10:1

Tyres: 195/75 R16C radial, spare wheel and carrier

Wheels: Dual rear wheels 5.50J x 16, 5-stud

Cab Exterior

- Face lifted Isuzu white all steel cab with roof outline markers
- Manual tilt to 45 deg.
- Laminated windscreen
- Plastic resin non-slip entry steps
- 90 deg. opening cab doors
- Zinc galvanised cab frame structure
- Plastic front wheel inner liners
- Semi sealed halogen headlamps
- Front tyre mud guards
- Steel front bumper

Frame

Ladder type channel section straight side rails, rivetted upper flanges

Cooling

Radiator: Tube and fin type

Fan: Plastic with viscous clutch

Clutch

300 mm diaphragm type with hydraulic actuation

Cab Interior

- Flame resistant interior trim
- Vinyl floor matting
- Ashtray for driver and passenger
- Pillar mounted entrance grab handles

Seats (all cloth)

- Drivers fully adjustable with head restraint
- Dual passenger seat with folding back centre and tray
- Driver and outer passenger retractable lap. Diagonal centre seat lap belt

Vision

- Large door mounted mirrors
- Interior rear view mirror on collapsible mounting
- Driver and passenger sun visors
- Deep cut side windows to reduce blind spots

- Electric windows with driver control and lock

Heating & Ventilation

- 4-speed blower
- Multiple cab vents
- 2-way roof vent

Axles

Front: Reverse Elliott I-Beam

Rear: Banjo fully floating

Suspension

Front: Parabolic Alloy steel leaf springs with hydraulic shock absorbers fitted Anti Roll bar

Rear: Parabolic alloy steel leaf springs with hydraulic double acting telescopic shock absorbers fitted Anti Roll bar

Steering

- Recirculating ball type with full integral hydraulic power assistance
- Tilt and telescopic steering column

Brakes

System: Divided hydraulic servo-assisted with load sensing

Front: 293 mm ventilated discs with asbestos free pads

Rear: 320x 75mm drum with twin actuation self-adjusting asbestos free linings

Park: Mechanical drum brake rear of transmission

Instruments

- Speedometer with odometer & trip
- Rev counter

Gauges: Fuel level and coolant temperature

Switches & Electrical

- Steering column mounted combination switch for indicators, headlamps (high beam), side and headlamp, rear fog light
- Vacuum warning buzzer
- Wiper and washer (2-speed and intermittent)

- Exhaust brake
- Steering wheel horn switch
- Hazard lights
- Head lamp levelling
- Interior light
- Key operation for quick cold start, start and stop
- Engine quick warm up
- Cigarette lighter
- Central locking
- Reverse warning buzzer in cab
- Front fog lamps
- DPD engage
- Fast engine idle

Warning Lamps

- Battery charge
- Oil pressure
- Check brake system
- Low fuel
- Glow plug operation
- High beam and indicators
- Parking brake on
- Exhaust brake operation
- Fuel/water separator
- Check engine
- DPD engaged/warning
- Service warning
- OBD
- Rear fog light

Tool Kit

5000 kg jack, with a small selection of hand tools

Radio

RDS Radio/CD Player package

Storage Space

- Compartment box
- Centre console tray
- Door pockets
- Centre facia pocket
- Pop out type cup holder
- Overhead roof shelf

Ancillaries

Starter: Reduction type 24 V – 4.00 kW

Alternator: 24 V – 50 Amp

Quick Start: 4 glow-plugs on start relay QOS 2

Battery: 2 x 12 V – 65 AH

The following optional items are available:

- Isuzu Branded Mats • Aerodynamic Body Kits • Suspension Seat • Satellite Navigation • Reversing Aids
- Wheelbase Extensions/Reduction • Road Speed Limiter • PTO Switch

For further information please contact your local agent, ring us directly on
01920 463962 or visit our website www.isuzutruck.co.uk