

EURO 4 GRAFTER NKR-W (WIDE CAB) TIPPER

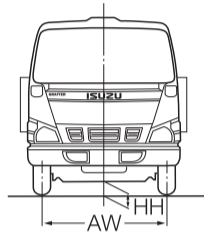
4X2 RIGID WITH ISUZU GRAFTER TIPPER BODY

3.5 TONNES GVW

GRAFTER

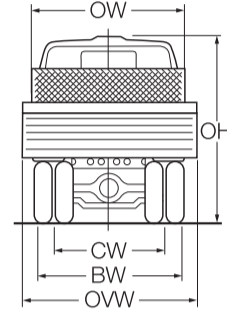
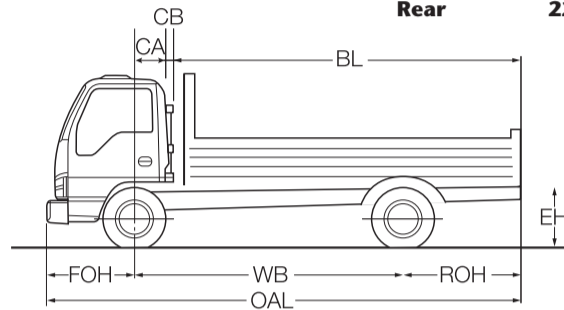
UK STANDARD VEHICLE PLATED WEIGHTS

GVW 3500KG
GTW 7000KG*



UK AXLE DESIGN WEIGHTS

Front 1900KG
Rear 2200KG



CHASSIS CAB WEIGHT (KG)

85G
(day)

CHASSIS TYPE

Vehicle Mass Unladen	Front	1500
	Rear	960
Total		2460
GVW		3500
Max. Permissible Trailer Weight		3500*
Payload Allowance		1040

CHASSIS CAB DIMENSIONS (mm)

85G
(day)

CHASSIS TYPE

Wheelbase	WB	2765
Overall Length	OAL	4975
Overhang	Front FOH	1085
	Rear ROH	1125
Cab Gap	CB	185
C/L Front Axle to Rear of Cab	CA	505
Body Length	BL	3200
Overall Vehicle Width	OVW	1995
Chassis Frame Width		750
Body Width		1980
Height of Body Sides		400
Cab Width	OW	1995
Overall Height (Unladen)	OH	2195
Body Bed Height	EH	975
Minimum Road Clearance	HH	210
Track	Front AW	1680
	Rear CW	1485
Rear Axle Width	BW	1914

BODY SPECIFICATION

- All steel tipper body with rear tailgate hinged top and bottom
- Steel safety prop
- Sheet steel body floor
- Full cab height contoured tubular steel headboard, lower half covered in 2mm mesh infill with full width cross bars. Ladder loops on top rail
- N/S body mounted foldable access ladder
- Side mounted rope hooks for easy load restraint
- Body, frame and underframe fully corrosion protected by electro-cathodosis process
- Underframe, frame, headboard, floor and pillars finished in Isuzu Gloss Black using electrostatic process
- Body sides finished in Isuzu Gloss Arc White using electrostatic paint process
- Spring locked flush fitting plastic latches
- 24V electro-hydraulic tipping pump system with underfloor scissor type ram and subframe
- High quality poly plastic rear wings and brackets

* Driver licence and tachograph regulations apply.

1. Unladen weights exclude fuel, driver, spare wheel + carrier, tool kit and jack. (Tolerance +/- 3%).
2. Isuzu Truck (UK) Ltd. shall have no liability whatsoever should the information supplied have incorrect data, descriptions or illustrations.

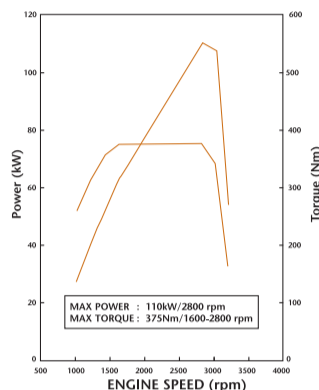
ISUZU
TRUCK
BUILT AROUND U

EURO 4 GRAFTER NKR-W (WIDE CAB) TIPPER

4X2 RIGID WITH ISUZU GRAFTER TIPPER BODY

3.5 TONNES GVW

Mechanical Specification (standard equipment)



Engine 4JJ1TC

- Isuzu turbo intercooled DOHC 4 cylinder diesel (Euro 4)

Bore: 95.4mm

Stroke: 104.9mm

Capacity: 2999cc

Max Power: 110kW

(150bhp) at 2800rpm

Max Torque: 375Nm

between 1600-2800rpm

Injection Type:

Common rail

Euro 4 Compliance:

EGR (Exhaust Gas Recirculation) with DPD (Diesel Particulate Defuser)

Fuel Tank

Capacity: 100 litres

Transmission

- 5-speed synchromesh MYYST overdrive

• Ratios: 1st	5.315:1
2nd	3.053:1
3rd	1.655:1
4th	1.000:1
5th	0.721:1
reverse	5.068:1

Rear Axle Ratio: 4.10:1

Tyres: 195/75 R16C radial, spare wheel and carrier

Wheels: Dual rear wheels 5.50J x 16, 5-stud

Cab Exterior

- Face lifted Isuzu white all steel cab with roof outline markers
- Manual tilt to 45 deg.
- Laminated windscreen
- Plastic resin non-slip entry steps
- 90 deg. opening cab doors
- Zinc galvanised cab frame structure
- Plastic front wheel inner liners
- Semi sealed halogen headlamps
- Front tyre mud guards
- Steel front bumper

Frame

Ladder type channel section straight side rails, rivetted upper flanges

Cooling

Radiator: Tube and fin type

Fan: Plastic with viscous clutch

Clutch

300 mm diaphragm type with hydraulic actuation

Cab Interior

- Flame resistant interior trim
- Vinyl floor matting
- Ashtray for driver and passenger
- Pillar mounted entrance grab handles

Seats (all cloth)

- Drivers fully adjustable with head restraint
- Dual passenger seat with folding back centre and tray
- Driver and outer passenger retractable lap. Diagonal centre seat lap belt

Vision

- Large door mounted mirrors
- Interior rear view mirror on collapsible mounting
- Driver and passenger sun visors
- Deep cut side windows to reduce blind spots
- Electric windows with driver control and lock

Heating & Ventilation

- 4-speed blower
- Multiple cab vents
- 2-way roof vent

Axles

Front: Reverse Elliott I-Beam

Rear: Banjo fully floating

Suspension

Front: Parabolic Alloy steel leaf springs with hydraulic shock absorbers fitted Anti Roll bar

Rear: Parabolic alloy steel leaf springs with hydraulic double acting telescopic shock absorbers fitted Anti Roll bar

Steering

- Recirculating ball type with full integral hydraulic power assistance
- Tilt and telescopic steering column

Brakes

System: Divided hydraulic servo-assisted with load sensing

Front: 293 mm ventilated discs with asbestos free pads

Rear: 320x 75mm drum with twin actuation self-adjusting asbestos free linings

Park: Mechanical drum brake rear of transmission

Instruments

- Speedometer with odometer & trip
- Rev counter
- 9 metre remote 'wanderlead' tipper control stored within cab
- Gauges:** Fuel level and coolant temperature

Switches & Electrical

- Steering column mounted combination switch for indicators, headlamps (high beam), side and headlamp, rear fog light
- Vacuum warning buzzer
- Wiper and washer (2-speed and intermittent)
- Exhaust brake
- Steering wheel horn switch
- Hazard lights

- Head lamp levelling
- Interior light
- Key operation for quick cold start, start and stop
- Engine quick warm up
- Cigarette lighter
- Central locking
- Chassis/battery mounted Tipper system isolating switch
- Reverse warning buzzer in cab
- Front fog lamps
- DPD engage
- Fast engine idle

Warning Lamps

- Battery charge
- Oil pressure
- Check brake system
- Low fuel
- Glow plug operation
- High beam and indicators
- Parking brake on
- Exhaust brake operation
- Fuel/water separator
- Check engine
- DPD engaged/warning
- Service warning
- OBD
- Rear fog light
- In cab electro-hydraulic system warning light

Tool Kit

5000 kg jack, with a small selection of hand tools

Radio

RDS Radio/CD Player package

Storage Space

- Compartment box
- Centre console tray
- Door pockets
- Centre facia pocket
- Pop out type cup holder
- Overhead roof shelf

Ancillaries

Starter: Reduction type 24 V – 4.00 kW

Alternator: 24 V – 50 Amp

Quick Start: 4 glow-plugs on start relay QOS 2

Battery: 2 x 12 V – 65 AH

Tipping System: 24 V pump with underfloor ram

The following optional items are available:

- Isuzu Branded Mats
- Satellite Navigation
- Road Speed Limiter
- Reversing Aids
- Suspension Seat

For further information please contact your local agent, ring us directly on
01920 463962 or visit our website www.isuzutruck.co.uk

ISUZU TRUCK (UK) LTD,
THUNDRIDGE BUSINESS PARK,
THUNDRIDGE,
HERTS. SG12 OSS

ISUZU
TRUCK
BUILT AROUND U